

NYSE Euronext

Presentation to SIFMA

May 4, 2007

Legal Disclaimer

Cautionary Note Regarding Forward-Looking Statements

Certain statements in this presentation may contain forward-looking statements within the meaning of the Private Securities Litigation Reform Act of 1995. Such forward-looking statements include, but are not limited to, statements concerning NYSE Euronext's plans, objectives, expectations and intentions and other statements that are not historical or current facts. Forward-looking statements are based on NYSE Euronext's current expectations and involve risks and uncertainties that could cause actual results to differ materially from those expressed or implied in such forward-looking statements. Factors that could cause NYSE Euronext's results to differ materially from current expectations include, but are not limited to: NYSE Euronext's ability to implement its strategic initiatives, economic, political and market conditions and fluctuations, government and industry regulation, interest rate risk and U.S. and global competition, and other factors detailed in NYSE Euronext's Registration Statement on Form S-4 (File No. 333-137506), NYSE Euronext Registration Statement (document de base) filed with the French Autorité des Marchés Financiers (Registered on November 30, 2006 under No. 06-0184), Annual Report on Form 10-K and other periodic reports filed with the U.S. Securities and Exchange Commission (the "SEC") or the French Autorité des Marchés Financiers. In addition, these statements are based on a number of assumptions that are subject to change. Accordingly, actual results may be materially higher or lower than those projected. The inclusion of such projections herein should not be regarded as a representation by NYSE Euronext that the projections will prove to be correct. This presentation speaks only as of this date. NYSE Euronext disclaims any duty to update the information herein.

Additional Information Regarding the Pending Transaction

In connection with the business combination transaction between NYSE Group and Euronext, NYSE Euronext has filed with the SEC a Registration Statement on Form S-4 (File No. 333-137506) (the "Form S-4") that includes a form of exchange offer prospectus. The SEC declared the Form S-4 effective on November 27, 2006. On February 16, 2007, NYSE Euronext filed a definitive exchange offer prospectus, dated February 15, 2007 (the "exchange offer prospectus"), meeting the requirements of Section 10 of the U.S. Securities Act of 1933, as amended. No offering of securities in the United States shall be made except by means of such prospectus. U.S. HOLDERS OF EURONEXT SHARES ARE URGED TO READ THE EXCHANGE OFFER PROSPECTUS BECAUSE THIS DOCUMENT CONTAINS IMPORTANT INFORMATION REGARDING THE PROPOSED EXCHANGE OFFER.

NYSE Euronext and NYSE Group have filed with the SEC other publicly available relevant documents concerning the proposed transaction. U.S. Holders of Euronext shares may obtain a free copy of the Form S-4, the exchange offer prospectus and other related documents filed by NYSE Group and NYSE Euronext with the SEC at the SEC's Web site at www.sec.gov.



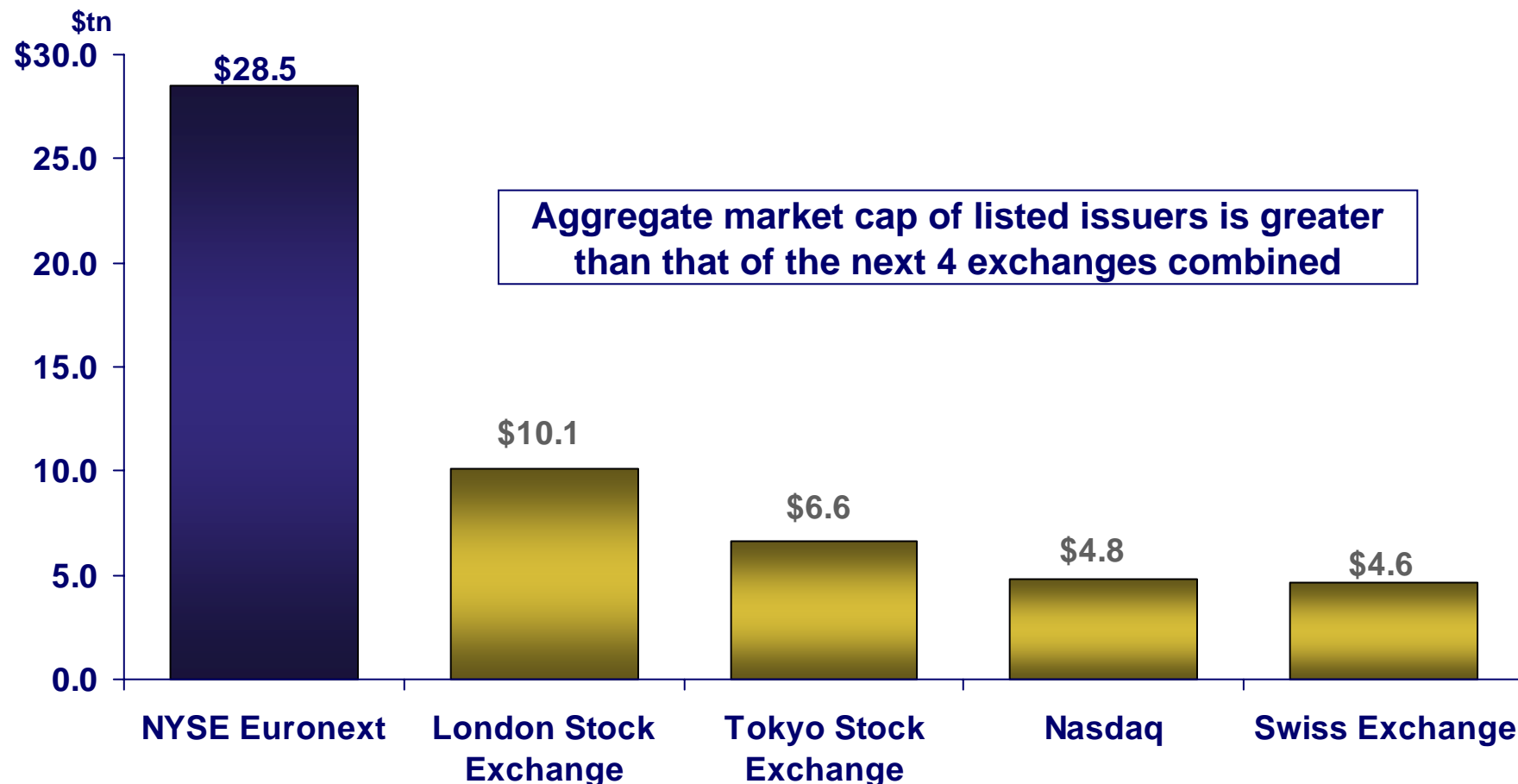
Legal Disclaimer (continued)

Also in connection with the business combination transaction between NYSE Group and Euronext, NYSE Euronext, has filed a registration statement (“document de base”) with the Autorité des Marchés Financiers (AMF) in France, registered on 30 November, 2006 under number I.06-184, for the purpose of listing its shares on Eurolist by Euronext. NYSE Euronext’s registration statement is available on the websites of the AMF (www.amf-france.org) and Euronext (www.euronext.com) and may be obtained free of charge from Euronext. In addition, in connection with NYSE Euronext’s exchange offer for Euronext shares, NYSE Euronext has filed an offer document (“note d’information”) and Euronext has filed a response document (“note en réponse”) with the AMF in France.

On January 18, 2007, the AMF cleared the exchange offer and issued visa no. 07-018 on NYSE Euronext’s document and visa no 07-019 on Euronext’s document. On February 14, 2007 NYSE Euronext also filed with the AMF an update on the legal, financial and accounting information concerning NYSE Euronext, which also contains legal, financial and accounting information concerning NYSE Euronext (Holding). On the same date, Euronext filed with the AMF an update on the legal, financial and accounting information concerning Euronext. These offering materials are available on the website of the AMF (www.amf-france.org). The NYSE Euronext exchange offer documents may also be obtained free of charge from the presenting banks, namely Citigroup Global Markets Limited, Société Générale and JPMorgan and Euronext exchange offer documents are available on the website of Euronext (www.euronext.com) and may be obtained free of charge from Euronext. **EURONEXT SHAREHOLDERS ARE URGED TO READ THE OFFERING MATERIALS FILED BY NYSE EURONEXT AND EURONEXT WITH THE AMF BECAUSE THESE DOCUMENTS CONTAIN IMPORTANT INFORMATION REGARDING THE OFFER.**



NYSE Euronext is the World's Largest Cash Equities Market.....



Note: Figures denote total worldwide market capitalization for listed operating companies. NYSE Euronext figure adjusted to exclude double-counting of listed issuers dually-listed on NYSE and Euronext. LSE figure includes Main Market listings only.

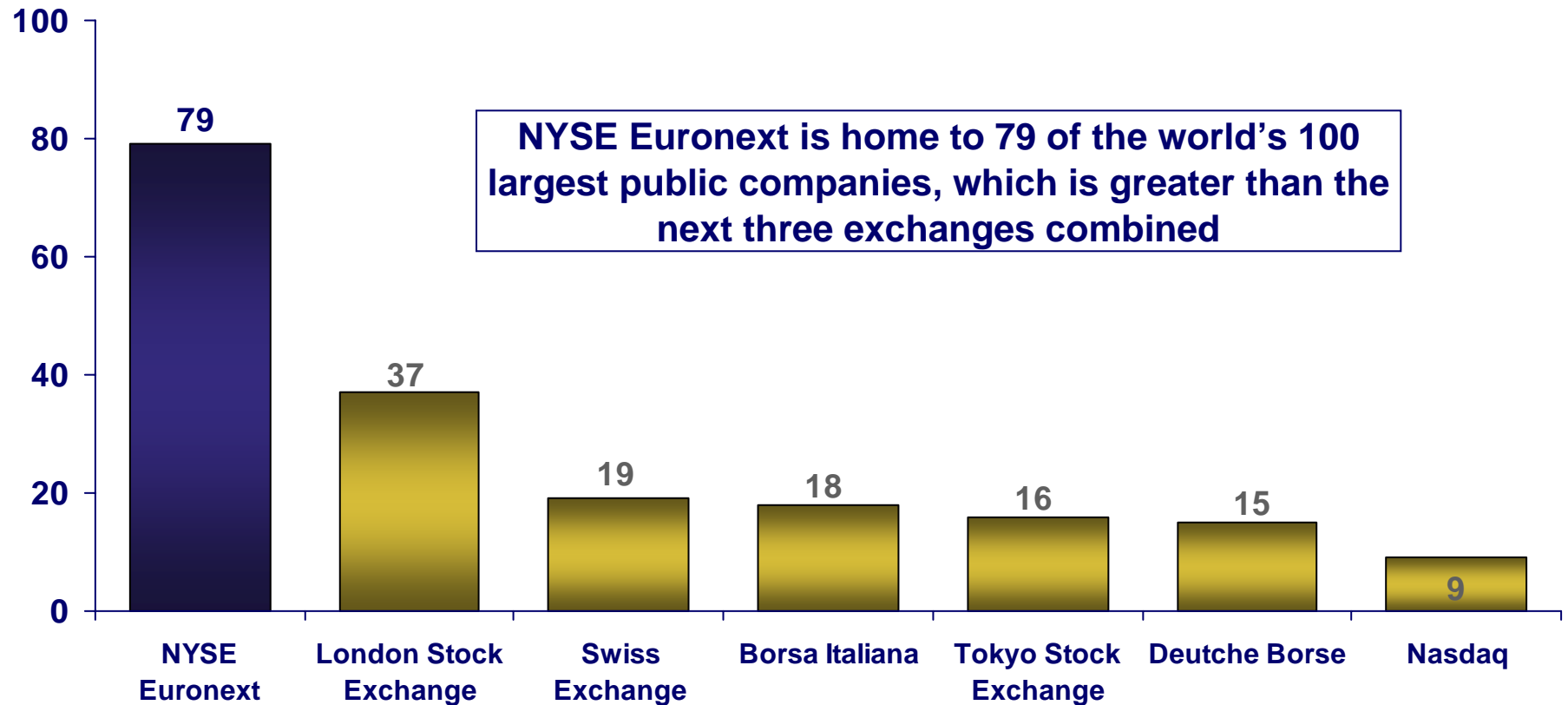
Source: World Federation of Exchanges, Reuters, Bloomberg and NYSE Euronext as of March 30, 2007.

On March 30, 2007: \$1=€0.7488



...And Lists Most of the World's Largest Companies

Number of
Global Top 100
Public Companies



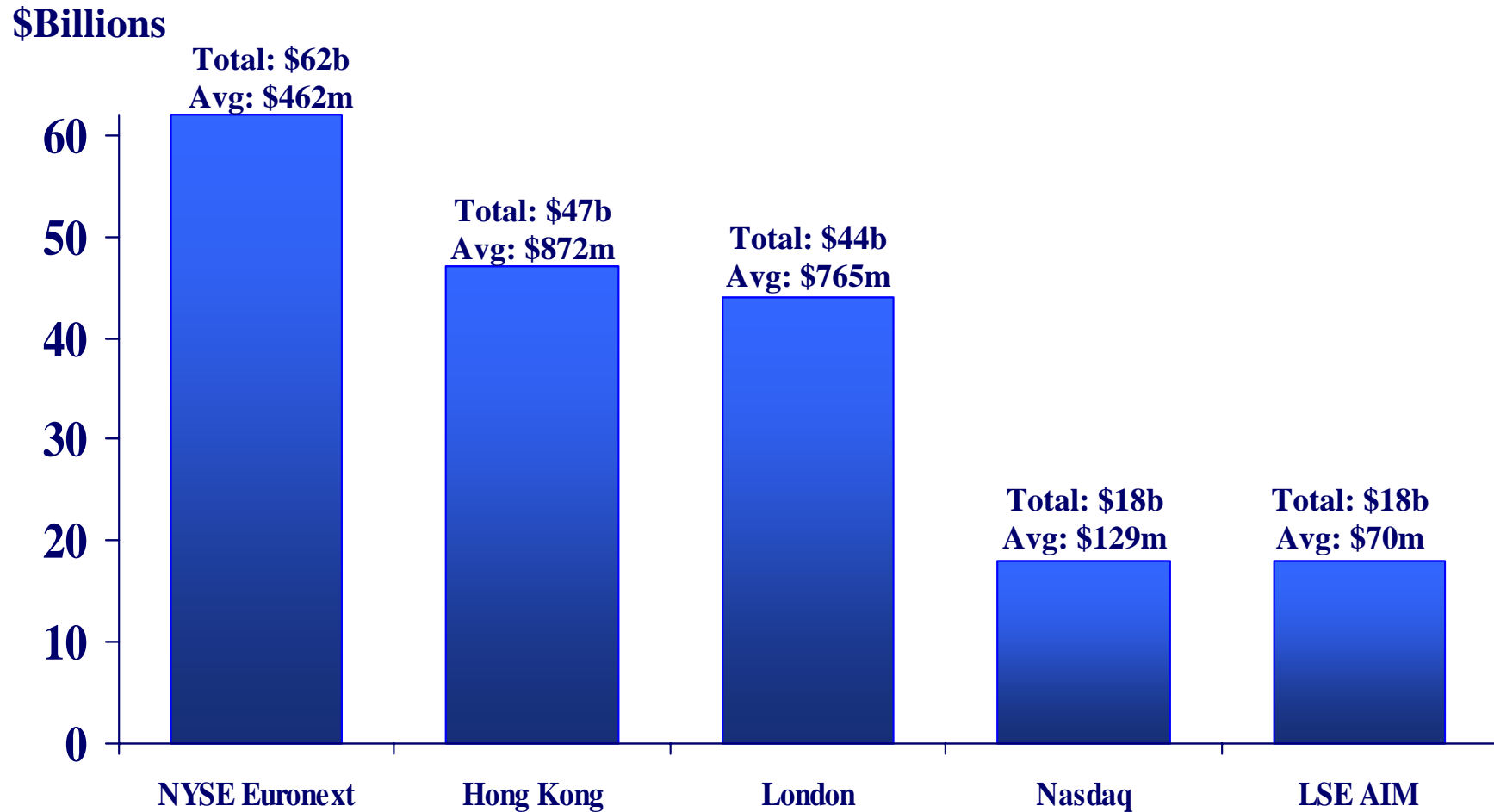
Source: Bloomberg, NYSE Euronext and stock exchange websites. As of March 30, 2007

Note: Includes primary and secondary listing venues for the top 100 companies by market capitalization

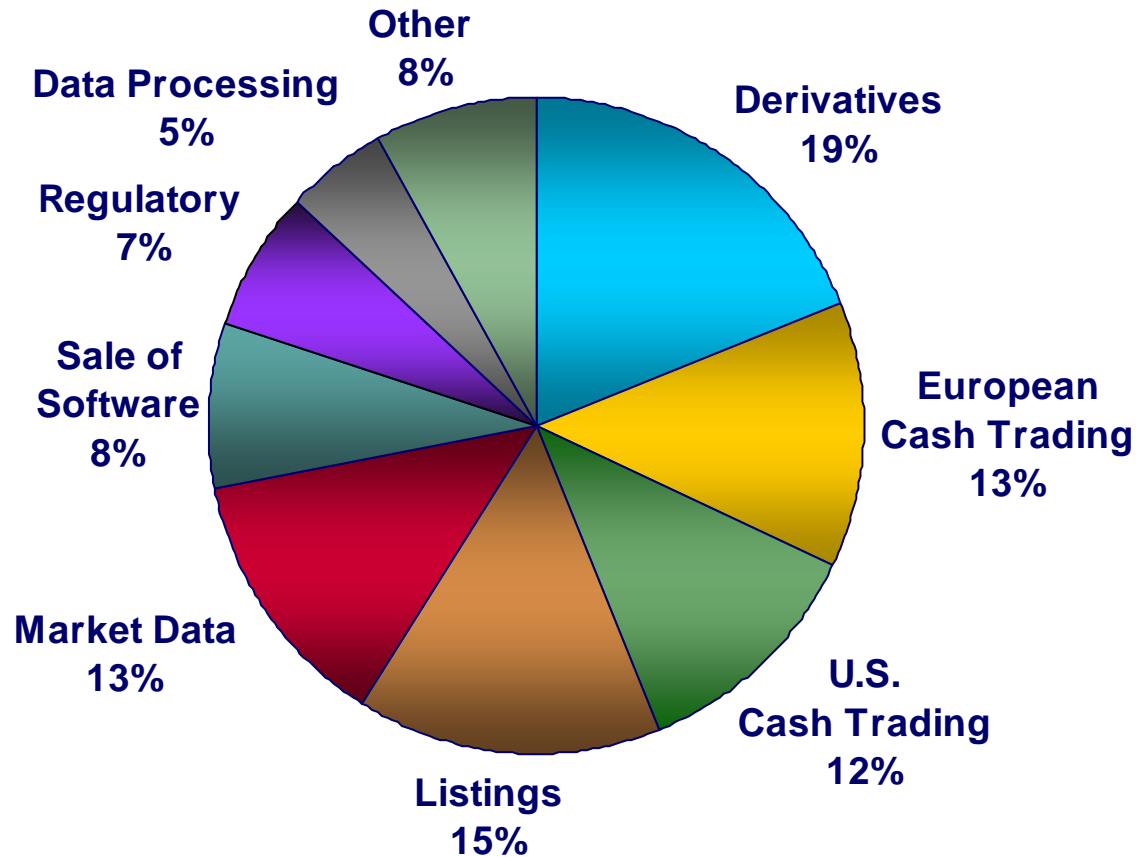


IPO Capital Raised in 2006

Top 3 Exchanges + Nasdaq and AIM



Diversified Revenues by Product and Geography



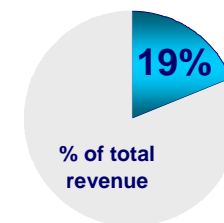
In FY2006 NYSE Euronext's U.S. and European operations each generated approximately 50% of total revenues

1. Cash trading revenues are net of liquidity rebates and routing and clearing fees

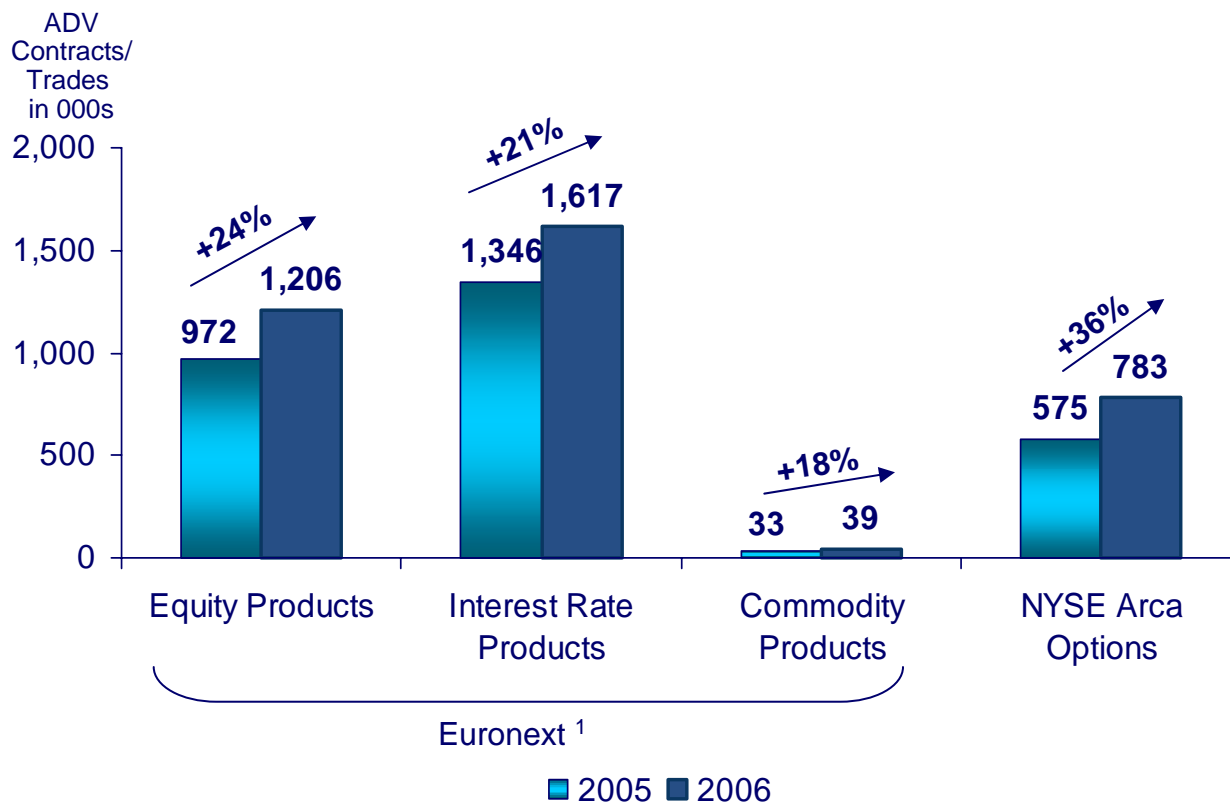
Note: Percentages are based on FY2006 standalone results for NYSE Group and Euronext, and exclude activity assessment fees



Derivatives Volumes Continue to Increase in All Product Categories



2005-2006 Average Daily Volume



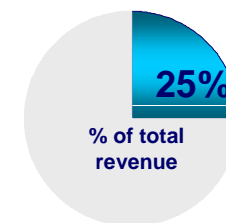
1. Average daily number of trades in 000s

Growth Catalysts

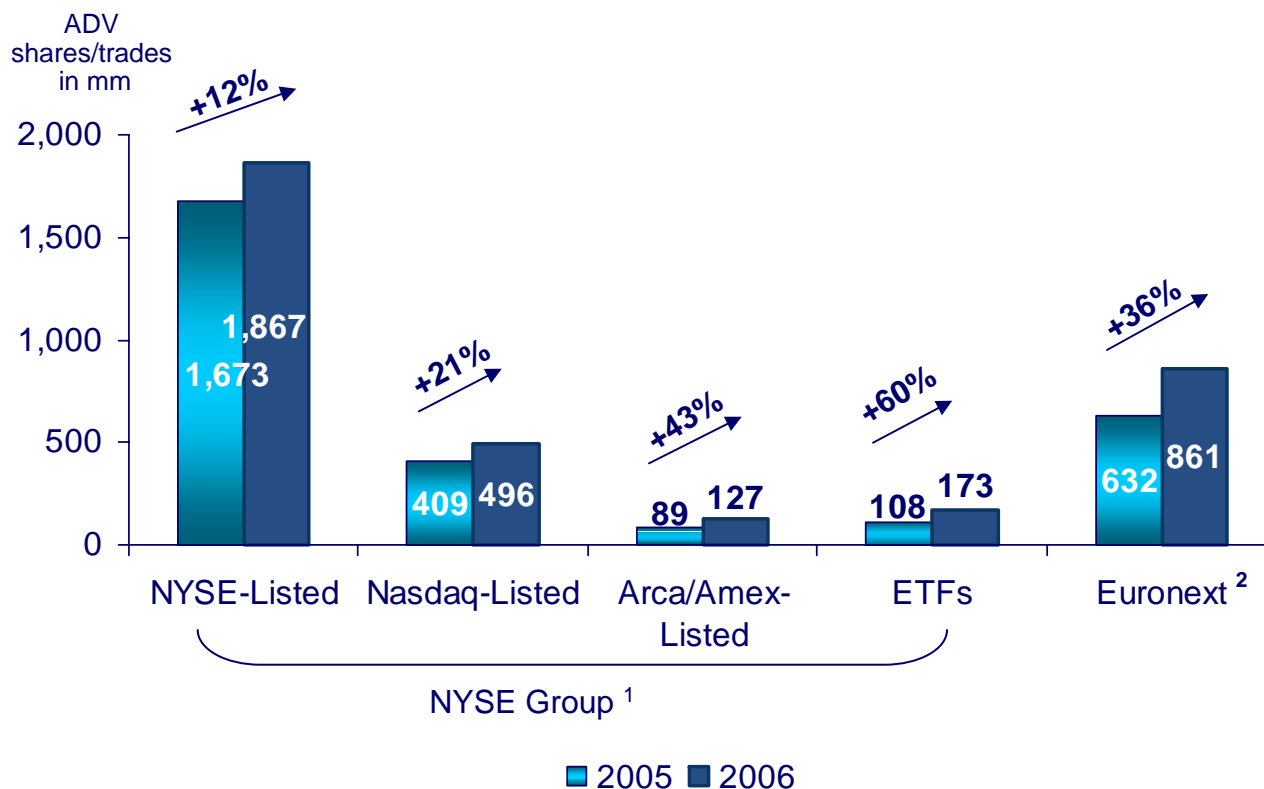
- *Euronext.Liffe*
 - Growing importance of Euribor and short sterling futures
 - CAC 40, FTSE and AEX equity index options
 - Launch of credit derivatives platform
 - BClear platform for OTC trading
- *NYSE Arca*
 - Best in class options trading platform with innovative pricing and market structure



Volume Growth Across Cash Equities Products Drives Transaction Revenues



2005-2006 Average Daily Volume



1. Handled Volume
2. Average daily number of trades in 000s

Growth Catalysts

- *NYSE*
 - Hybrid Market expected to drive volume growth
 - Leader in rapidly growing ETF market
- *Euronext*
 - MiFID will create new market and product opportunities
 - Continued innovation in structured products and investment products such as trackers





NYSE EuronextSM